



PLAYMAKER® | WITH QUIETVYBE™ TECHNOLOGY

MVP⁺

Percussion Massage System



Instruction Manual
Model # MVP-2000

TABLE OF CONTENTS

MVP+ Description.....	3
Warnings	4-5
Contents	6
Features	7
Application	8
Charging the Battery	9
Operating Instructions	10
Technical Specifications	11-13
MVP+ Accessories	14-15
Other Products	16-19
Product Warranty.....	22
Registering Your Device	23
Warranty Registration Card	25

PlayMakar® MVP+ Percussion Massage System

The MVP+ Percussion Massage System offers professional-grade power and advanced features that outperform the competition. The MVP+ features QUIETVYBE™ Technology and our patent-pending ProTips™ with EchoFlex™ Technology for targeted therapy that improves your freedom to move and perform better.

What is Percussion Massage?

Percussion massage delivers a barrage of short rapid strokes penetrating deep into the muscle tissue to release lactic acid, pain, and tension. It helps improve blood circulation, increase range of motion, stimulate muscle growth, enhances recovery, and decrease stress.

What is Vibration Massage?

Vibration massage uses a stroke that presses and releases in an up and down movement on a group of muscles. It can be effective in soothing or stimulating soft tissues depending on the applied speed and level of pressure.

IMPORTANT SAFETY INSTRUCTIONS

- The MVP+ is for adult use only and should always be used in accordance with the following warnings and instructions. The MVP+ should not be used for any purpose other than its intended use.
- Please do not use the MVP+ or any percussion or vibration device without obtaining approval from your physician if any of the following apply: If you are pregnant or may become pregnant, have diabetes or neuropathy or retinal damage, have a pacemaker, have an increased risk of developing blood clots, have blood-related conditions or are on blood-thinning medications, have had a recent surgery or injury, have epilepsy or migraines, herniated disks, spondylolisthesis, spondylolysis, or spondylosis, recent total joint replacements, have an intrauterine device (IUD), metal screw, pins or plates, or any concerns about your physical health. Contraindications do not mean that you cannot use a percussion or vibration device, but we strongly advise that you consult your physician before doing so. Do not substitute any content in this instruction manual, literature, catalog, or at PlayMakar.com for medical advice.
- When using the MVP+, use only on dry, clean surfaces of the body by applying light pressure less than one minute per body area. Do not use it for more than 30 minutes at a time. Please allow the MVP+ to rest for a minimum of 15 minutes before using it again.
- The MVP+ should only be used on soft tissue areas. It should NOT be used on hard or bony prominences. Do not use it on the head. Apart from muscle soreness, if you experience any pain or discomfort from the use of the MVP+, discontinue use immediately. Bruising can occur from the use of the MVP+, regardless of the amount of pressure applied. Do not use MVP+ on the bruised area until completely healed. Avoid use on bruised areas, contusions, rashes, or irritated or injured areas of the skin until they are completely healed. Avoid body areas such as fingers, toes, head, hair, and other body parts that may come in close contact with applicator heads and front tip shroud to avoid pinching or hair entanglement. Do not use MVP+ under a pillow or blanket as excessive heating may occur, causing fire, electric shock, or injury.
- Those unable to follow the operating instructions in this manual should not use MVP+ without adult supervision. Do not use the MVP+ on children or an infant. Never leave MVP+ unattended, especially if children are present.
- The MVP+ should be kept completely dry, should never be immersed in water, and never be placed in high humidity areas. It should be kept away from liquids and sources of heat at all times.

IMPORTANT SAFETY INSTRUCTIONS CONTINUED

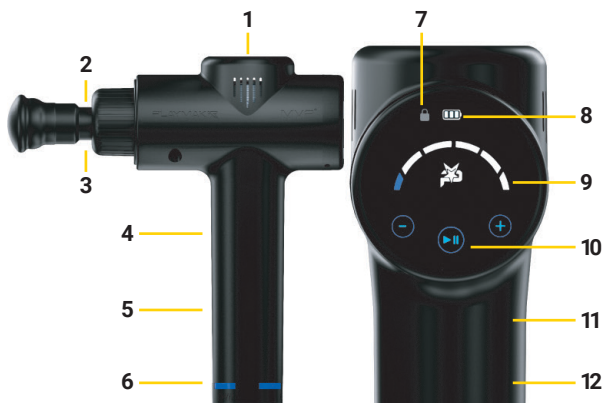
- The ventilation openings on the MVP+ should be kept free of debris, dust, and/or any other substance that could get into the openings, including but not limited to dirt, sand, or liquid.
- The MVP+ should be charged only with the two-pronged, double insulated, 24VDC MVP+ charger (model # MX24W1-2401000U that was supplied with the MVP+ device. Do not charge the MVP+ overnight or leave the MVP+ unattended when charging or in use.
- Unplug the charger from the MVP+ after charging the battery. Unplug the charger from the MVP+ battery handle before use.
- Do not drop the MVP+. Do not attempt to disassemble, dismantle, alter, remove the battery, or take apart the MVP+ as it will void the warranty and could result in damage to the device, cause electrical shock, or injury to yourself and others.

CONTENTS

- PlayMakar® MVP+ Percussion Massager
- Power Supply
- ProTips™ with EchoFlex™ Technology:
 - Shoc™ Absorption & Reverberation Massage Head
 - EchoBall™ 1.5" Absorption & Reverberation Massage Head
 - ImpactBall™ 2" Massage Head
 - AcuTrigger™ Acupressure Massage Head



FEATURES



1	Powerful brushless motor with QUIETVYBE™ Technology (45dB)	7	SpeedLock™ patent-pending feature locks your RPMs
2	14 mm Stroke Length	8	Battery life indicator
3	Repositionable tool head receiver	9	6 intensity levels (1000-3000)
4	Cone-shaped ergonomic grip built for comfort	10	Touchscreen display with play/pause feature
5	Rechargeable Lithium-ion Battery (Up to 3.5 Hours of Use Per Charge)	11	Soft touch matte black finish
6	I WILL. I CAN. I AM.™ 4-Bar power indicator	12	Weighs only 2.3 lbs.

APPLICATION



Shoc™ Absorption & Reverberation Massage Head

The Shoc™ Head replicates the deep pressure of a thumb while the patent-pending air transfer pocket absorbs impact and reverberates for a more comfortable experience. It is ideal for sore, tender, or bony areas, and overall use.



EchoBall™ Absorption & Reverberation Massage Head

The 1.5" EchoBall™ Head provides a medium to high impact treatment to sore, achy muscles. It is perfect for use on dense muscle groups.



ImpactBall™ 2" Massage Head

The 2" ImpactBall™ Head is designed for general use on large and small muscle groups. It covers a larger surface area and delivers a lower impact than the EchoBall™ Head for a broader treatment option.



AcuTrigger™ Acupressure Massage Head

The AcuTrigger™ Head simulates acupressure therapy for painful trigger points. It is also ideal for use on smaller muscle areas including the hands, elbows, and feet.

CHARGING THE BATTERY

1. Insert the DC connector into the 24V adapter charging port.
2. Insert the AC connector into a standard 110-120V wall outlet to begin charging.
3. Battery Indicator on touchscreen will blink and will show number of bars.
 - 3 Bars: 70% ~ 100% (white bar)
 - 2 Bars: 30% ~ 70% (white bar)
 - 1 Bars: 1% ~ 30% (last bar with red color)
 - No Bars: 0% (out of power)
4. Charging is complete when all 3 white bars are present within the battery image on touchscreen display.

NOTE: Please allow up to 3 hours for the PlayMakar® MVP+ Percussion Massager to fully charge before using.

OPERATING INSTRUCTIONS


1. **POWER:** Switch your MVP+ to the ON position at the **I WILL. I AM. I CAN™** base of the handle. Once your device is powered ON, the touchscreen display will illuminate.

2. **INTENSITY:**

INCREASE: Press and release the (+) button to increase the speed from 0 to 1 to start. The speed will increase each time the (+) button is pressed until it reaches level 6. The blue bars on the display indicate the speed or RPM level (0-6).

DECREASE: Press and release the (-) button to decrease the speed. The speed will decrease by 1 level each time the (-) button is pressed. Continue pressing the (-) button until you reach the desired speed or level 0.

IMPORTANT: To avoid extreme temperature increases, limit treatment sessions to 10 minutes at level 6. Shut off the device for 3-5 minutes before resuming therapy.

3. **PLAY/PAUSE:** Press and release the  button once to discontinue temporarily. Press and remove the play/pause button a second time to resume your therapy.

4. **LOCK:** This feature allows you to lock the screen to your desired intensity level while using the massager.

TO LOCK — Touch the (+) and (-) buttons simultaneously and hold for 3 seconds. The lighted lock icon will appear, indicating the screen is locked.

UNLOCK — Touch the (+) and (-) buttons simultaneously, again. Hold for 3 seconds until the lock icon disappears from the display, indicating the screen is unlocked.

5. Your MVP+ is now ready for use.

TECHNICAL SPECIFICATIONS

Power Supply Lithium battery

Rated Voltage: DC 25.2V

Max Operating Current: 6A

Charging Time: 3h

Vibration Frequency of Massage: 1800-2800 RPM

Stroke Displacement: Approximately 14mm

ProTips™ with EchoFlex™: 4 Tips (optional tips available)

Product Storage and Working Temperature: 14~122°F

Product Storage and Working Humidity: 5%~90% (No Condensation)

Product Working Altitude: <5000m

Battery Indicator Mode: LED Digital Display

Protection Function: Blocking protection, low-voltage protection, overcharge protection, charge timeout protection, over-temperature protection.

RPM BY INTENSITY LEVEL:

Level	RPM (Revolutions Per Minute)
1	1000
2	1400
3	1800
4	2200
5	2600
6	3000

BATTERY SPECIFICATIONS

Battery Type: Lithium battery

Rated Voltage: 21.6V

Protection Function: Low-voltage protection, short-circuit protection, charging over-voltage protection.

Cycle Life: 800cycle (>80%/ (Capacity > 80%))

Max Discharge Current: 15A

Operating Temperature Range: 14~140°F

Charging Temperature Range: 32~140°F

MOTOR SPECIFICATIONS

Standard Operation Voltage: DC24V

Rated Voltage: 24V

Max No-Load Speed: 4510 RPM

Load Current: 3.8A

Rated Speed: 3700 RPM

Rated Torque: 180mNm

Max Limited Current: 8.3A

PWM/Recommended PWM Control Frequency: 20K

Operating Temperature Range: 14~140°F

Storage Temperature Range: -40~158°F

Operating Humidity Range: <90%

CHARGER SPECIFICATIONS

Model Number: MX24W1-2401000U

Input Voltage: AC100V~240V

Output Voltage: DC25.2V

Rated Power: Approximately 27W

Charging Current: Approximately 1000mA

Protection Function: Short circuit protection status, over current protection

Operating Temperature Range: 14~104°F

Charging Temperature Range: -40~158°F

Operating Humidity Range: <96%

GlidePro™ Roller Massage Head

The patent-pending GlidePro™ Roller Massage Head is a tool that simulates the popular elbow technique, also known as stripping, used in massage therapy. It delivers continuous pressure across the narrow bands of soft tissue to help release myofascial trigger points. Move and go with GlidePro™.



Model # MVP-2020

ShocDuo™ Absorption & Reverberation Massage Head

The ShocDuo™ Absorption & Reverberation Massage Head with EchoFlex™ Technology was designed to simulate the dual thumb shiatsu massage technique. Its low-intensity impact delivers a vigorous massage to enhance tissue healing and freedom of movement. The ShocDuo™ is ideal for targeting large muscle groups, including the back or along the spine.



Model # MVP-2010

PlayMakar® PRO

Muscle Stimulator

The PlayMakar® PRO is the ultimate take with you anywhere EMS system. This fully wireless system features 14 preset programs to warm-up better, recover faster, build strength, maximize endurance, manage pain, and reduce tension.



Model # PRO-1000



▶ PRO Video

PlayMakar® SPORT

Electrical Muscle Stimulator

The PlayMakar® SPORT wired EMS system provides versatility and portability without sacrificing power. This system features 10 preset programs including warm-up, strength, recovery, endurance, and pain management to give you the competitive edge and maximize your abilities.



Model # PRO-500



▶ Sport Video

PlayMakar[®]

HOT & COLD

Therapy Gel Pack

PlayMakar[®] Hot & Cold Therapy Gel Packs provide all-natural, soothing relief for sprains, strains, soreness, and fatigue. Our packs can go from freezer to microwave and vice versa, depending on your needs, to help you manage swelling and pain. The included hook and loop strap secures the pack in place so you can move around.

Available in three sizes:

- 5" x 10"
- 7.5" x 11"
- 11" x 14"



Model # PRO-5010, PRO-7511 & PRO-1114



▶ HC Video

PlayMakar[®] POWER GEL

Topical Pain Relief

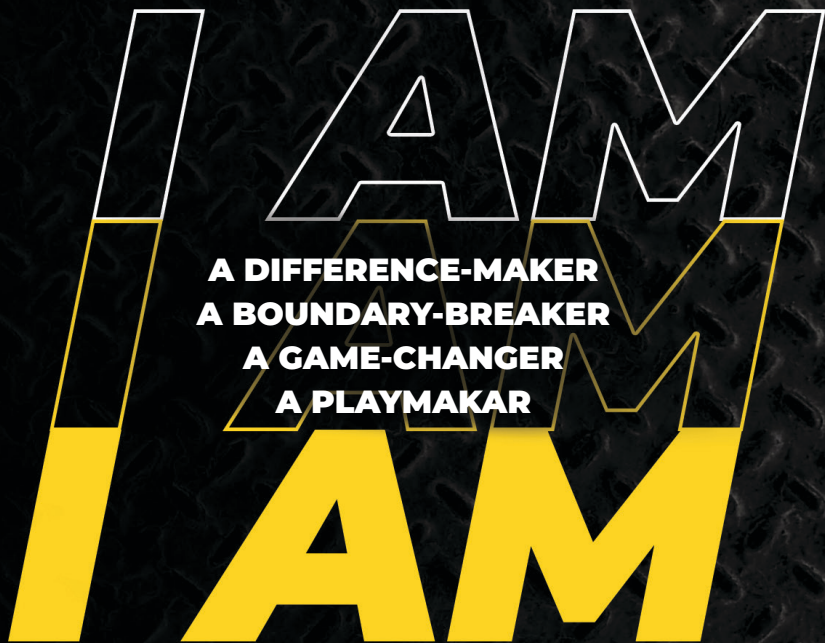
Power Gel is PlayMakar's secret weapon against pain and inflammation. This all-natural gel glides on effortlessly to deliver fast, cooling relief to sore muscles, joints, and sprains.



Model # PRO-3RO



RollOn Video



I am a difference-maker, a boundary-breaker, a game-changer. I am a PlayMakar®

I WILL. I CAN. I AM.™

A difference-maker

A boundary-breaker

A game-changer

Not a question of if, but when

Relentless preparation

Equals game-time execution

Can't stop, unstoppable

Nothing is impossible

Fire from within

I put the work in

A stylized, handwritten signature in white ink, consisting of the letters 'M' and 'W' followed by a large, looping flourish.

Mike Williams

CEO & Founder

Inspired by PHIL 4:13

WARRANTY

This PlayMakar® MVP+ Percussion Massager comes with a 1-year warranty from the date of purchase. If the product fails due to a defect in material or workmanship, PlayMakar will repair or replace the product or necessary components.

An extended warranty is provided for devices registered at PlayMakar.com/registration.

Consumable items such as massage heads and AC adapters are guaranteed to be free from defects at the time of delivery.

The warranty does not apply to damage resulting from failure to follow the operating instructions, accidents, abuse, alterations, or disassembly by unauthorized individuals.

PlayMakar reserves the right to replace or repair the unit at our discretion.

PlayMakar, Inc.

Attn: Warranty
5825 Park Vista Circle
Fort Worth, Texas 76244

www.PlayMakar.com

Phone: 833-PLAY-MAKAR or 833-752-9625
Email: IAM@PlayMakar.com

THANK YOU FOR PURCHASING

We appreciate you choosing the PlayMakar® MVP+ Percussion Massager. We believe our product is the best device on the market and think you will, too. Our team is passionate about sports, fitness, and helping athletes of every level meet their performance goals with our exceptional products.

Your satisfaction is important to us. If you have questions please contact our Customer Service Representatives. They can be reached by phone at 833-752-9625 between 8 a.m. to 4 p.m. CST, Monday through Friday, or by email at IAM@PlayMakar.com.

REGISTERING YOUR DEVICE

Please register your device within 14 days of purchase to receive product offers, discounts, and instructional videos. Registration may be completed online or by mailing the attached Warranty Registration Card.

Go to <https://www.PlayMakar.com/register> to register your product online. Use the following information to complete your registration:

Model Number: MVP+ Percussion Massager Model # MVP-2000

Serial Number: Located on the bottom of your device

Warranty Registration Card

Product Name		Model Number
Date of Purchase	Place of Purchase	
Serial Number		
Name		
Address 1		
Address 2		
City	State	Zip
Country		
Phone		Email
How did you hear about PlayMakar?		
Why did you choose your PlayMakar product?		

Please return this completed card in a stamped envelope within 14 days of purchase to receive additional offers and product information.

Mail to: PlayMakar® Products
5825 Park Vista Circle
Fort Worth, Texas 76244





5825 Park Vista Circle
Fort Worth, TX 76244

(833) 752-9625
IAM@PlayMakar.com
www.PlayMakar.com